

**vtech**<sup>®</sup>  
baby

# Instruction Manual

## On-the-Go Soft Zebra



**VTech understands that a child's needs and abilities change as they grow and with that in mind we develop our toys to teach and entertain at just the right level...**

## **vtech** Baby

**Toys that will stimulate their interest in different textures, sounds and colours**

### **I am...**

...responding to colours, sounds and textures

...understanding cause and effect

...learning to touch, reach, grasp, sit-up, crawl and toddle

**Birth-36 months**



## **Pre-School**

**Interactive toys to develop their imagination and encourage language development**

### **I want...**

...to get ready for school by starting to learn the alphabet and counting

...my learning to be as fun, easy and exciting as can be

...to show my creativity with drawing and music so my whole brain develops

**3-6 years**



## **Electronic Learning Computers**

**Cool, aspirational and inspiring computers for curriculum related learning**

### **I need...**

...challenging activities that can keep pace with my growing mind

...intelligent technology that adapts to my level of learning

...National Curriculum based content to support what I'm learning at school

**4-10 years**




To learn more about this and other VTech® products, visit [www.vtech.co.uk](http://www.vtech.co.uk)

# INTRODUCTION

Thank you for purchasing the **On-the-Go Soft Zebra**.

This soft, musical zebra is the perfect take-along toy. Shake to hear silly sounds and music, then cuddle to explore multiple textures. It's entertainment on the go!



# INCLUDED IN THE PACKAGE

- On-the-Go Soft Zebra
- Quick Start Guide

## WARNING

All packing materials, such as tape, plastic sheets, packaging locks, removable tags, cable ties, cords and packaging screws are not part of this toy, and should be discarded for your child's safety.

## NOTE

Please save this Instruction Manual as it contains important information.

## WARNING:

**Keep this soft toy out of the sleeping environment for babies under twelve months to avoid suffocation risk.**


## WARNING:

**Remove product from the Infant Carrier when the vehicle is moving.**

# GETTING STARTED

## Battery Removal and Installation

1. Make sure the unit is turned **Off**.
2. Find the battery cover located on the bottom of the electronic module, use a screwdriver to loosen the screw, and then open the battery cover.
3. Remove old batteries by pulling up on one end of each battery.
4. Install 2 new AAA (AM-4/LR03) batteries following the diagram inside the battery box. (For best performance, alkaline batteries or fully charged Ni-MH rechargeable batteries are recommended).
5. Replace the battery cover and tighten the screw to secure.



## WARNING:

Adult assembly required for battery installation.  
Keep batteries out of reach of children.

## IMPORTANT: BATTERY INFORMATION

- Insert batteries with the correct polarity (+ and -).
- Do not mix old and new batteries.
- Do not mix alkaline, standard (carbon-zinc) or rechargeable batteries.
- Only batteries of the same or equivalent type as recommended are to be used.
- Do not short-circuit the supply terminals.
- Remove batteries during long periods of non-use.
- Remove exhausted batteries from the toy.
- Dispose of batteries safely. Do not dispose of batteries in fire.

## RECHARGEABLE BATTERIES

- Remove rechargeable batteries (if removable) from toy before charging.
- Rechargeable batteries are only to be charged under adult supervision.
- Do not charge non-rechargeable batteries.

## Disposal of batteries and product



The crossed-out wheellie bin symbols on products and batteries, or on their respective packaging, indicates they must not be disposed of in domestic waste as they contain substances that can be damaging to the environment and human health.

The chemical symbols Hg, Cd or Pb, where marked, indicate that the battery contains more than the specified value of mercury (Hg), cadmium (Cd) or lead (Pb) set out in Battery Directive (2006/66/EC).



The solid bar indicates that the product was placed on the market after 13th August, 2005.

Please dispose of your product and batteries responsibly.

In the UK, give this toy a second life by disposing of it at a small electricals collection point\* so all of its materials can be recycled.

Learn more at:

[www.vtech.co.uk/recycle](http://www.vtech.co.uk/recycle)

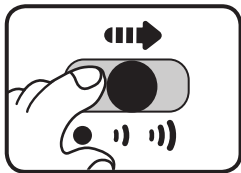
[www.vtech.com.au/sustainability](http://www.vtech.com.au/sustainability)

\* Visit [www.recyclenow.com](http://www.recyclenow.com) to see a list of collection points near you.

## PRODUCT FEATURES

### 1. On/Off/Volume Switch

To turn the unit **On**, slide the **On/Off/Volume Switch** located on the electronic module to the Low volume **||** or High volume **|||** position. You will hear a phrase, a sound and a song. To turn the unit **Off**, slide the **On/Off/Volume Switch** to the **Off ●** position.



### 2. Automatic Shut-Off

To preserve battery life, the **On-the-Go Soft Zebra** will automatically shut off after approximately 25 seconds without input. The unit can be turned on again by pressing any button.

## NOTE

If the unit powers down or if the light fades out during play, please install a new set of batteries.

## IMPORTANT NOTE

Please remove the plastic film from the mirror and discard before use.

# ACTIVITIES

## 1. Soft Buttons

Press one of the **Soft Buttons** to learn about colours, numbers and counting, and hear cute sounds, songs and music. The light will flash with the sounds.



## 2. Motion Sensor

Jiggle the zebra to activate the motion sensor and hear fun sounds, playful phrases, and tunes. The light will flash with the sounds.



# MELODIES

1. Sur le Pont d'Avignon
2. Ride a Cock Horse to Banbury Cross
3. Little Miss Muffet
4. Skip to My Lou
5. Jack Be Nimble
6. The Green Grass Grew All Around
7. Pat-a-Cake
8. Looby Loo
9. Diddle, Diddle, Dumpling
10. Oats, Peas, Beans and Barley Grow
11. Humpty Dumpty
12. Listen to the Mockingbird
13. A-Tisket, A-Tasket
14. Incy, Wincy Spider
15. Good Morning, Merry Sunshine

# SONG LYRICS

## Song 1

I'm a zebra, all black and white.  
I have stripes, twirling and swirling,  
All around me!

## Song 2

I'm a zebra,  
Won't you come play with me!  
I like to talk and laugh, I like to sing out loud.  
I've got stripes, black and white,  
From my head to tail, I'm quite a sight.  
Play with me, and we'll have lots of fun today!

## Song 3

I'm a zippy, zippy zebra,  
I like to run and play all day!  
I'm unique, there's no one else like me,  
We are all special in our own fun way!

# CARE & MAINTENANCE

1. Keep the unit clean by wiping it with a slightly damp cloth.
2. Keep the unit out of direct sunlight and away from any direct heat sources.
3. Remove the batteries if the unit will not be in use for an extended period of time.
4. Do not drop the unit on hard surfaces and do not expose the unit to moisture or water.



# CONSUMER SERVICES

Creating and developing **VTech®** products is accompanied by a responsibility that we at **VTech®** take very seriously. We make every effort to ensure the accuracy of the information, which forms the value of our products. However, errors sometimes can occur. It is important for you to know that we stand behind our products and encourage you to call our Consumer Services Department with any problems and/or suggestions that you might have. A service representative will be happy to help you.

## **UK Customers:**

Phone: 0330 678 0149 (from UK) or +44 330 678 0149 (outside UK)  
Website: [www.vtech.co.uk/support](http://www.vtech.co.uk/support)

## **Australian Customers:**

Phone: 1800 862 155  
Website: [support.vtech.com.au](http://support.vtech.com.au)

## **NZ Customers:**

Phone: 0800 400 785  
Website: [support.vtech.com.au](http://support.vtech.com.au)

# PRODUCT WARRANTY/ CONSUMER GUARANTEES

## **UK Customers:**

Read our complete warranty policy online at [vtech.co.uk/warranty](http://vtech.co.uk/warranty).

## **Australian Customers:**

VTECH ELECTRONICS (AUSTRALIA) PTY LIMITED –  
CONSUMER GUARANTEES

Under the Australian Consumer Law, a number of consumer guarantees apply to goods and services supplied by VTech Electronics (Australia) Pty Limited. Please refer to [vtech.com.au/consumerguarantees](http://vtech.com.au/consumerguarantees) for further information.

**Visit our website for more  
information about our products,  
downloads, resources and more.**

***[www.vtech.co.uk](http://www.vtech.co.uk)***  
***[www.vtech.com.au](http://www.vtech.com.au)***

